



DA AFGHANISTAN BANK
STATEMENT OF FINANCIAL POSITION
AS AT 30 Mizan 1399 (21 OCT 2020)

	30 Mizan 1399 (21 Oct 2020)	31 Sunbola 1399 (21 Sep 2020)	30 Qaws 1398 (21 Dec 2019)
	----- (Afs in '000') -----		
ASSETS			
Gold reserves	102,007,071	104,479,350	81,400,561
Foreign currency cash reserves	21,704,065	34,904,059	19,583,336
Due from banks and financial institutions	291,143,191	323,656,643	355,570,353
Investments	308,350,655	262,216,255	218,264,106
Assistance as lender of last resort	166,793	166,793	166,793
Advances and other receivables	2,315,775	2,351,176	1,710,370
Operating fixed assets	5,375,305	5,374,400	5,376,792
Intangible assets	16,331	16,331	23,268
Other assets	12,612,188	12,624,982	13,491,650
Total assets	743,691,374	745,789,989	695,587,229
LIABILITIES AND EQUITY			
LIABILITIES			
Currency in circulation	285,277,836	283,438,220	259,348,259
Capital notes	40,756,772	38,872,807	24,775,173
Due to banks and financial institutions	80,682,216	89,678,801	97,224,024
Due to customers	144,527,343	139,046,758	130,121,482
IMF related liabilities	3,608,628	3,610,655	3,003,600
Defined contribution obligation	1,865,623	1,868,209	1,769,903
Deferred grants	98,569	98,569	142,182
Provisions and other liabilities	3,695,762	3,989,845	14,479,909
Total liabilities	560,512,749	560,603,864	530,864,532
EQUITY			
Capital	27,733,906	27,724,028	25,398,034
Revaluation reserve	104,446,086	107,236,062	82,273,898
Other components of equity	23,264,728	22,502,007	31,652,731
General reserve	27,733,906	27,724,028	25,398,034
Accumulated profits	-	-	-
Total equity	183,178,625	185,186,125	164,722,697
Total liabilities and equity	743,691,374	745,789,989	695,587,229


Abdul Rahman Barhaq
 Deputy and Acting CFO


DA AFGHANISTAN BANK
STATEMENT OF PROFIT OR LOSS
AS AT 30 Mizan 1399 (21 OCT 2020)

	30 Mizan 1399 (21 Oct 2020)	31 Sunbola (21 Sep 2020)	30 Qaws 1398 (21 Dec 2019)
	----- (Afs in '000') -----		
Interest income	4,576,103	4,123,590	9,525,355
Interest expense	(175,300)	(156,465)	(175,155)
Net interest income	4,400,803	3,967,125	9,350,200
Fee and commission income	147,070	137,297	235,884
Fee and commission expense	(125,590)	(108,097)	(141,207)
Net fee and commission income	21,480	29,200	94,677
Net gain from dealings in foreign currencies	1,118,718	1,766,353	21,039,852
Net gain / (loss) on financial assets measured at FVOCI	2,787,477	2,675,867	2,239,367
Other income	88,400	78,120	807,632
	3,994,595	4,520,340	24,086,851
Operating income	8,416,878	8,516,665	33,531,728
Operating expenses			
Personnel expenses	(1,249,770)	(1,113,738)	(1,711,974)
Printing cost of bank notes	(209,195)	(209,195)	(280,924)
Other operating expenses	(283,994)	(222,723)	(515,426)
Depreciation and amortisation	-	-	(104,330)
Net operating income	6,673,919	6,971,009	30,919,074
Non-operating income and expenses:			
Grants income recognised against deferred grant	-	-	119,244
Expenditure against grants	-	-	(119,244)
	-	-	-
Net unrealised foreign exchange (loss) / gain	(8,388,003)	(9,150,725)	(1,688,362)
Profit for the period	(1,714,084)	(2,179,716)	29,230,712


Abdul Rahman Barhaq
Deputy and Acting CFO

DA AFGHANISTAN BANK
STATEMENT OF OTHER COMPREHENSIVE INCOME
AS AT 30 Mizan 1399 (21 OCT 2020)

	30 Mizan 1399 (21 Oct 2020)	31 Sunbola 1399 (21 Sep 2020)	30 Qaws 1398 (21 Dec 2019)
	----- (Afs in '000') -----		
Profit for the period	(1,714,084)	(2,179,716)	29,230,712
Other comprehensive income			
Items that will be reclassified subsequently to the consolidated profit and loss account:			
Revaluation gain on gold reserve	20,606,511	23,078,790	15,221,968
Net gains from changes in fair value of debt instruments at FVOCI	1,565,677	1,883,374	2,057,359
Changes in allowances for expected credit loss of debt instruments at FVOCI	-	-	(1,317)
Other comprehensive income for the period	22,172,188	24,962,164	17,278,010
Total comprehensive income for the period	20,458,104	22,782,448	46,508,722


Abdul Rahman Barhaq
 Deputy and Acting CFO

STATEMENT OF CHANGES IN EQUITY
AS AT 30 Mizan 1399 (21 OCT 2020)

	Revaluation reserve				Other components of equity						
	Capital	Net unrealised gain / (loss) on financial assets measured at fair value	Freehold land	Gold	Total revaluation reserve	Exchange translation reserve	Residual undistributed net unrealised valuation gains	Total other components of equity	General reserve	Accumulated profits	Grand total
(Afs in '000')											
Balance at 30 Qaws 1397 (21 December 2018)	24,221,649	1,104,157	936,477	62,946,884	54,987,518	137	33,341,093	33,341,230	24,221,649	-	146,772,046
Impact of adopting IFRS 9	-	8,233	-	-	8,233	-	-	-	-	(809,218)	(809,985)
Balance at 01 Jadi 1397 (22 December 2018)	24,221,649	1,112,390	936,477	62,946,884	64,995,751	137	33,341,093	33,341,230	24,221,649	(809,218)	145,971,061
Total comprehensive income for the year:											
Profit for the year	-	-	-	-	-	-	-	-	-	29,230,712	29,230,712
Other comprehensive income:											
Net gains from changes in fair value of debt instruments at FVOCI	-	2,057,359	-	-	2,057,359	-	-	-	-	-	2,057,359
Change in allowances for expected credit loss of debt	-	(1,317)	-	-	(1,317)	-	-	-	-	-	(1,317)
Revaluation gain on gold reserve	-	-	-	15,221,968	15,221,968	-	-	-	-	-	15,221,968
Total other comprehensive income	-	2,056,042	-	15,221,968	17,278,010	-	-	-	-	-	17,278,010
Total comprehensive income for the year	-	2,056,042	-	15,221,968	17,278,010	-	-	-	-	29,230,712	46,508,722
Transactions recorded directly in equity:											
Transferred to capital	1,176,385	-	-	-	-	-	-	-	1,176,385	(1,176,385)	-
Transferred to general reserve											
Transferred to net unrealised gain on financial assets measured at FVOCI	-	137	-	-	137	(137)	-	(137)	-	-	-
Transferred to MoF	-	-	-	-	-	-	-	-	-	(27,757,086)	(27,757,086)
Transferred to residual undistributed net unrealised valuation gains	-	-	-	-	-	-	(1,688,362)	(1,688,362)	-	1,688,362	-
Balance at 30 Qaws 1398 (21 December 2019)	25,398,034	3,168,569	936,477	78,168,852	82,273,898	-	31,652,731	31,652,731	25,398,034	-	164,722,697
Balance at 01 Jadi 1398 (22 December 2019)	25,398,034	3,168,569	936,477	78,168,852	82,273,898	-	31,652,731	31,652,731	25,398,034	-	164,722,697
Total comprehensive income for the period:											
Profit for the period	-	-	-	-	-	-	-	-	-	(1,714,084)	(1,714,084)
Other comprehensive income:											
Net gains from changes in fair value of debt instruments at FVOCI	-	1,565,677	-	-	1,565,677	-	-	-	-	-	1,565,677
Change in allowances for expected credit loss of debt instruments at FVOCI	-	-	-	-	-	-	-	-	-	-	-
Revaluation gain on gold reserve	-	-	-	20,606,511	20,606,511	-	-	-	-	-	20,606,511
Total other comprehensive income	-	1,565,677	-	20,606,511	22,172,188	-	-	-	-	-	22,172,188
Total comprehensive income for the period	-	1,565,677	-	20,606,511	22,172,188	-	-	-	-	(1,714,084)	20,458,104
Transactions recorded directly in equity:											
Transferred to capital	2,335,872	-	-	-	-	-	-	-	2,335,872	(2,335,872)	-
Transferred to general reserve	-	-	-	-	-	-	-	-	-	-	-
Transferred to net unrealised gain on financial assets measured at FVOCI	-	-	-	-	-	-	-	-	-	-	-
Transferred to MoF	-	-	-	-	-	-	-	-	-	(2,002,176)	(2,002,176)
Transferred to residual undistributed net unrealised valuation gains	-	-	-	-	-	-	(8,388,003)	(8,388,003)	-	8,388,003	-
Balance at 01 Mizan 1399 (21 Oct 2020)	27,733,906	4,734,246	936,477	98,775,363	104,448,086	-	23,264,728	23,264,728	27,733,905	0	183,178,625

Abdul Rahman Ahmad
