


DA AFGHANISTAN BANK
STATEMENT OF FINANCIAL POSITION
AS AT 31 HAMAL 1400 (20 APR 2021)


	31 Hamal 1400 (20 Apr 2021)	30 Hoot 1399 (20 Mar 2021)	30 Qaws 1399 (20 Dec 2020)
	----- (Afs in '000') -----		
ASSETS			
Gold reserves	94,462,354	93,602,522	101,770,256
Foreign currency cash reserves	34,023,548	20,121,550	34,167,341
Due from banks and financial institutions	148,961,316	165,950,034	254,677,074
Investments	457,418,319	452,150,923	368,813,780
Assistance as lender of last resort	170,154	170,154	170,154
Advances and other receivables	2,088,160	2,100,628	2,098,092
Operating fixed assets	5,304,969	5,466,646	5,299,483
Intangible assets	5,255	156,102	4,949
Other assets	12,701,687	12,307,216	13,535,171
Total assets	755,135,762	752,025,775	780,536,301
LIABILITIES AND EQUITY			
LIABILITIES			
Currency in circulation	286,463,254	285,003,023	293,341,380
Capital notes	41,958,009	43,901,609	45,849,384
Due to banks and financial institutions	83,579,635	72,575,402	100,079,198
Due to customers	150,149,256	161,025,182	144,323,269
IMF related liabilities	3,693,904	3,655,825	3,692,126
Defined contribution obligation	1,941,384	1,932,383	1,909,843
Deferred grants	62,481	62,481	83,098
Provisions and other liabilities	1,499,951	1,488,512	1,600,887
Total liabilities	569,347,874	569,644,417	590,879,185
EQUITY			
Capital	28,910,526	28,910,526	28,910,526
Revaluation reserve	95,017,517	94,422,091	103,427,178
Other components of equity	35,298,461	32,235,327	29,900,217
General reserve	26,561,384	26,813,414	27,419,195
Accumulated profits	-	-	-
Total equity	185,787,888	182,381,358	189,657,116
Total liabilities and equity	755,135,762	752,025,775	780,536,301


Abdul Rahman Barhaq
 Acting Chief Financial Officer

DA AFGHANISTAN BANK
STATEMENT OF PROFIT OR LOSS
AS AT 31 HAMAL 1400 (20 APR 2021)


	31 Hamal 1400 (20 Apr 2021)	30 Hoot 1399 (20 Mar 2021)	30 Qaws 1399 (20 Dec 2020)
	----- (Afs in '000') -----		
Interest income	978,498	710,262	5,295,334
Interest expense	(458,957)	(327,933)	(662,438)
Net interest income	519,541	382,329	4,632,896
Fee and commission income	35,161	33,199	196,075
Fee and commission expense	(43,105)	(29,728)	(167,243)
Net fee and commission income	(7,944)	3,471	28,832
Net gain from dealings in foreign currencies	(763,227)	(595,827)	(124,167)
Net gain / (loss) on financial assets measured at FVOCI	(9,529)	(26,217)	3,012,121
Other income	31,263	21,322	547,838
Operating income	(741,493)	(600,722)	3,435,792
	(229,896)	(214,922)	8,097,520
Operating expenses			
Personnel expenses	(449,171)	(309,317)	(1,738,150)
Printing cost of bank notes	(148,400)	(105,298)	(262,294)
Other operating expenses	(112,977)	(58,877)	(475,771)
Depreciation and amortisation	-	-	(87,652)
Net operating income	(940,444)	(688,414)	5,533,653
Non-operating income and expenses:			
Grants income recognised against deferred grant	-	-	59,084
Expenditure against grants	-	-	(59,084)
	-	-	-
Net unrealised foreign exchange (loss) / gain	5,396,390	2,333,256	(1,752,514)
Profit for the period	4,455,946	1,644,842	3,781,139


Abdul Rahman Barhaq
 Acting Chief Financial Officer




DA AFGHANISTAN BANK
STATEMENT OF OTHER COMPREHENSIVE INCOME
AS AT 31 HAMAL 1400 (20 APR 2021)

	31 Hamal 1400 (20 Apr 2021)	30 Hoot 1399 (20 Mar 2021)	30 Qaws 1399 (20 Dec 2020)
	(Afs in '000')		
Profit for the period	4,455,946	1,644,842	3,781,139
Other comprehensive income			
Items that will be reclassified subsequently to the consolidated profit and loss account:			
Revaluation gain on gold reserve	(7,307,902)	(8,167,734)	20,369,695
Net gains from changes in fair value of debt instruments at FVOCI	(1,101,759)	(837,353)	783,295
Changes in allowances for expected credit loss of debt instruments at FVOCI	-	-	290
Other comprehensive income for the period	(8,409,661)	(9,005,087)	21,153,280
Total comprehensive income for the period	(3,953,715)	(7,360,245)	24,934,419



Abdul Rahman Barhaq
Acting Chief Financial Officer



DA AFGHANISTAN BANK
STATEMENT OF CHANGES IN EQUITY
AS AT 31 HAMAL 1400 (20 APR 2021)

	Revaluation reserve									
	Capital	Net unrealised gain / (loss) on financial assets measured at fair value	Freehold land	Gold	Total revaluation reserve	Residual undistributed net unrealised valuation gains	Total other components of equity	General reserve	Accumulated profits	Grand total
(Afs in '000')										
Balance at 01 JADI 1398 (22 December 2019)	25,398,034	3,168,569	936,477	78,168,852	82,273,898	31,652,731	31,652,731	25,439,594	-	164,764,257
Total comprehensive income for the year:										
Profit for the year	-	-	-	-	-	-	-	-	3,781,139	3,824,668
Other comprehensive income:										
Net gains from changes in fair value of debt instruments at FVOCI	-	783,295	-	-	783,295	-	-	-	-	783,295
Change in allowances for expected credit loss of debt	-	290	-	-	290	-	-	-	-	290
Revaluation gain on gold reserve	-	-	-	20,369,695	20,369,695	-	-	-	-	20,369,695
Total other comprehensive income	-	783,585	-	20,369,695	21,153,280	-	-	-	-	21,153,280
Total comprehensive income for the year	-	783,585	-	20,369,695	21,153,280	-	-	-	3,781,139	24,977,948
Transactions recorded directly in equity:										
Transferred to capital	3,512,492	-	-	-	-	-	-	-	(3,512,492)	-
Transferred to general reserve	-	-	-	-	-	-	-	2,062,836	(2,021,161)	-
Transferred to residual undistributed net unrealised valuation gains	-	-	-	-	-	(1,750,660)	(1,750,660)	-	1,752,514	-
Balance at 30 QAWS 1399 (20 December 2020)	28,910,526	3,952,154	936,477	98,538,547	103,427,178	29,902,071	29,902,071	27,502,430	102,427,178	189,742,205
Balance at 01 JADI 1399 (21 December 2020)	28,910,526	3,952,154	936,477	98,538,547	103,427,178	29,902,071	29,902,071	27,502,430	102,427,178	189,742,205
Total comprehensive income for the period:										
Profit for the period	-	-	-	-	-	-	-	-	4,455,946	4,455,946
Other comprehensive income:										
Net gains from changes in fair value of debt instruments at FVOCI	-	(1,101,759)	-	-	(1,101,759)	-	-	-	-	(1,101,759)
Change in allowances for expected credit loss of debt instruments at FVOCI	-	-	-	-	-	-	-	-	-	-
Revaluation gain on gold reserve	-	-	-	(7,307,902)	(7,307,902)	-	-	-	-	(7,307,902)
Total other comprehensive income	-	(1,101,759)	-	(7,307,902)	(8,409,661)	-	-	-	-	(8,409,661)
Total comprehensive income for the period:	-	(1,101,759)	-	(7,307,902)	(8,409,661)	-	-	-	4,455,946	(3,953,715)
Transactions recorded directly in equity:										
Transferred to capital	-	-	-	-	-	-	-	-	-	-
Transferred to general reserve	-	-	-	-	-	-	-	(940,444)	940,444	-
Transferred to net unrealised gain on financial assets measured at FVOCI	-	-	-	-	-	-	-	-	-	-
Transferable to MoF	-	-	-	-	-	-	-	-	-	-
Transferred to residual undistributed net unrealised valuation gains	-	-	-	-	-	5,396,390	5,396,390	-	(5,396,390)	-
Balance at 31 Hamal 1400 (20 Apr 2021)	28,910,526	2,850,395	936,477	91,230,645	95,017,517	35,298,461	35,298,461	26,561,384	97,071,517	185,787,888

Abdul Rahman Barhaq
Acting Chief Financial Officer